




# NAGS Apollo<sup>1</sup> PROJECTS

NAGS Apollo<sup>1</sup> PROJECTS APR 12 2023



200m Individual Medley Final

2023 Apollo Projects NZ Age Group S...

Points Swimmers Files Scoreboard

- Session 1 Wed | 09:10 AM
- Session 2 Wed | LIVE**
- Session 3 Thu | 09:10 AM
- Session 4 Thu | 05:40 PM
- Session 5 Fri | 09:10 AM
- Session 6 Fri | 05:40 PM
- Session 7 Sat | 09:10 AM
- Session 8 Sat | 05:40 PM

Session 2 | Wednesday 05:40 PM




































1	05:40 PM	400m Freestyle Women Fi...
2	06:15 PM	100m Butterfly Men Final
3	06:30 PM	100m Butterfly Women Final
4	06:46 PM	100m Breaststroke Men Fi...
101	07:03 PM	100m Breaststroke Men M...
102	07:09 PM	100m Breaststroke Wome...
5	07:39 PM	200m Individual... <span>LIVE</span>
6	08:02 PM	50m Backstroke Men Final
7	08:16 PM	50m Backstroke Women Fi...
8	08:30 PM	800m Freestyle Men Final 2
9	08:42 PM	4x50m Freestyle Mixed Fin...
90	08:52 PM	4x50m Freestyle Mixed 16 ...

3 **100m Butterfly Women Final** Official

Qualified Heats

Total

Rank	Competitor	Age	Club	RT	FINA	Result
1	<b>Pedersen Zoe</b>	16	Coast Swim...	+0.70		<b>1:01.99</b> Entry: 1:03.49 (- 1.50)
	50m: 28.59		100m: 1:01.99 (33.40)			
2	<b>Bray Amelia</b>	16	TBSS Centra...	+0.69		<b>1:02.00</b> Entry: 1:03.43 (- 1.43)
	50m: 28.54		100m: 1:02.00 (33.46)			
3	<b>Wilson Sam...</b>	17	Tasman Swi...	+0.67		<b>1:02.01</b> Entry: 1:02.87 (- 0.86)
	50m: 29.01		100m: 1:02.01 (33.00)			
4	<b>Glintmeyer ...</b>	14	Kiwi West A...	+0.77		<b>1:02.52</b> Entry: 1:02.67 (- 0.15)
	50m: 28.95		100m: 1:02.52 (33.57)			
5	<b>Tassicker N...</b>	17	Nga Tai Tuat...	+0.76		<b>1:02.71</b> Entry: 1:03.89 (- 1.18)
	50m: 29.28		100m: 1:02.71 (33.43)			
6	<b>Swan Brooke</b>	16	Tasman Swi...	+0.64		<b>1:03.20</b> Entry: 1:03.81 (- 0.61)
	50m: 29.63		100m: 1:03.20 (33.57)			
7	<b>Baik Grace</b>	18	United Swim...	+0.66		<b>1:03.29</b> Entry: 1:03.98 (- 0.69)
	50m: 29.76		100m: 1:03.29 (33.53)			
8	<b>Henderson ...</b>	17	Neptune Swi...	+0.73		<b>1:03.58</b> Entry: 1:04.59 (- 1.01)
	50m: 30.00		100m: 1:03.58 (33.58)			
9	<b>Allan Eva</b>	17	United Swim...	+0.73		<b>1:03.70</b> Entry: 1:04.62 (- 0.92)
	50m: 29.45		100m: 1:03.70 (34.25)			
10	<b>Peters Chloe</b>	15	Hamilton Aq...	+0.67		<b>1:03.82</b> Entry: 1:05.13 (- 1.31)
	50m: 29.85		100m: 1:03.82 (33.97)			
11	<b>Osborne Su...</b>	17	North Shore ...	+0.67		<b>1:04.05</b> Entry: 1:04.59 (- 0.54)
	50m: 29.95		100m: 1:04.05 (34.10)			
12	<b>Hill Josiane</b>	18	Jasi Swim C...	+0.75		<b>1:05.12</b> Entry: 1:05.88 (- 0.76)
	50m: 30.47		100m: 1:05.12 (34.65)			
13	<b>Campbell H...</b>	16	Tawa Swim...	+0.76		<b>1:05.28</b> Entry: 1:06.84 (- 1.56)
	50m: 30.30		100m: 1:05.28 (34.98)			
14	<b>Bell Georgina</b>	17	Pirates Swim...	+0.69		<b>1:05.34</b>

	50m: 30.77	100m: 1:05.34 (34.57)		
15	 <b>Martin Anah...</b>	15 Stratford Am... +0.73	<b>1:05.68</b>	Entry: 1:06.11 (- 0.43)
	50m: 29.76	100m: 1:05.68 (35.92)		
16	 <b>Freulon (V) ...</b>	14 New Caledo... +0.78	<b>1:05.89</b>	Entry: 1:07.89 (- 2.00)
	50m: 31.04	100m: 1:05.89 (34.85)		
17	 <b>Barry Sophie</b>	15 United Swim... +0.69	<b>1:05.91</b>	Entry: 1:07.07 (- 1.16)
	50m: 29.93	100m: 1:05.91 (35.98)		
18	 <b>McBride Ryl...</b>	15 Wharenui Sw... +0.70	<b>1:05.98</b>	Entry: 1:06.96 (- 0.98)
	50m: 29.86	100m: 1:05.98 (36.12)		
19	 <b>Oliver Kendall</b>	17 Howick Paku... +0.74	<b>1:05.99</b>	Entry: 1:05.94 (+ 0.05)
	50m: 30.63	100m: 1:05.99 (35.36)		
20	 <b>Horton Mad...</b>	17  Jasi Swim C... +0.69	<b>1:06.36</b>	Entry: 1:06.14 (+ 0.22)
	50m: 30.56	100m: 1:06.36 (35.80)		
21	 <b>Miles Tayla</b>	16  Nga Tai Tuat... +0.66	<b>1:06.45</b>	Entry: 1:07.84 (- 1.39)
	50m: 30.54	100m: 1:06.45 (35.91)		
22	 <b>Miller Xanthe</b>	15 United Swim... +0.71	<b>1:06.69</b>	Entry: 1:08.64 (- 1.95)
	50m: 30.41	100m: 1:06.69 (36.28)		
23	 <b>McCutcheo...</b>	13  TBSS Centra... +0.65	<b>1:07.07</b>	Entry: 1:08.04 (- 0.97)
	50m: 30.50	100m: 1:07.07 (36.57)		
24	 <b>Abbott Lucy</b>	16  SwimZone R... +0.70	<b>1:07.13</b>	Entry: 1:07.50 (- 0.37)
	50m: 30.61	100m: 1:07.13 (36.52)		
25	 <b>Nicholls Lola</b>	14  Napier Aqua... +0.64	<b>1:07.18</b>	Entry: 1:07.22 (- 0.04)
	50m: 31.10	100m: 1:07.18 (36.08)		
26	 <b>Maritz Ania</b>	15  North Shore ... +0.69	<b>1:07.20</b>	Entry: 1:07.89 (- 0.69)
	50m: 30.96	100m: 1:07.20 (36.24)		
27	 <b>Ellis Lucy</b>	16  Aquagym S... +0.71	<b>1:07.31</b>	Entry: 1:07.45 (- 0.14)
	50m: 31.32	100m: 1:07.31 (35.99)		
28	 <b>Piper Hannah</b>	16 United Swim... +0.71	<b>1:07.59</b>	Entry: 1:06.56 (+ 1.03)
	50m: 30.82	100m: 1:07.59 (36.77)		
29	 <b>Bell Millie</b>	14  North Cante... +0.73	<b>1:07.69</b>	Entry: 1:09.12 (- 1.43)
	50m: 31.55	100m: 1:07.69 (36.14)		
30	 <b>Yang Leah</b>	14 Howick Paku... +0.71	<b>1:08.13</b>	Entry: 1:08.42 (- 0.29)
	50m: 31.31	100m: 1:08.13 (36.82)		
31	 <b>Laban Mia</b>	15 Howick Paku... +0.72	<b>1:08.47</b>	Entry: 1:08.34 (+ 0.13)
	50m: 31.07	100m: 1:08.47 (37.40)		
32	 <b>Grenfell Ann...</b>	15  Nelson Sout... +0.75	<b>1:08.73</b>	Entry: 1:08.64 (+ 0.09)
	50m: 31.72	100m: 1:08.73 (37.01)		
33	 <b>Shaw Vivien...</b>	15  Orca Swim... +0.68	<b>1:08.93</b>	Entry: 1:08.83 (+ 0.10)
	50m: 32.42	100m: 1:08.93 (36.51)		
34	 <b>Hingston Fr...</b>	15 United Swim... +0.75	<b>1:08.98</b>	Entry: 1:08.02 (+ 0.96)
	50m: 31.22	100m: 1:08.98 (37.76)		
35	 <b>Norris Kahlea</b>	14  Hamilton Aq... +0.72	<b>1:09.04</b>	Entry: 1:09.40 (- 0.36)
	50m: 32.20	100m: 1:09.04 (36.84)		
36	 <b>Story Alicia</b>	13  Mt Eden Swi... +0.74	<b>1:09.42</b>	Entry: 1:11.72 (- 2.30)
	50m: 32.24	100m: 1:09.42 (37.18)		
37	 <b>Brewer Shaeli</b>	16 Evolution Aq... +0.71	<b>1:09.53</b>	Entry: 1:09.40 (+ 0.13)

	50m: 31.42	100m: 1:09.53 (38.11)		
38	 Baker Genaya	14  SwimZone R... +0.80	<b>1:09.94</b> Entry: 1:09.93 (+ 0.01)	
	50m: 32.49	100m: 1:09.94 (37.45)		
39	 Choliere (V)...	14 New Caledo... +0.76	<b>1:10.39</b> Entry: 1:09.93 (+ 0.46)	
	50m: 32.79	100m: 1:10.39 (37.60)		
40	 Jameson S...	16 United Swim... +0.69	<b>1:10.43</b> Entry: 1:09.89 (+ 0.54)	
	50m: 31.71	100m: 1:10.43 (38.72)		
41	 Winn Emma	14 Roskill Swim... +0.76	<b>1:10.50</b> Entry: 1:10.03 (+ 0.47)	
	50m: 32.22	100m: 1:10.50 (38.28)		
42	 Conley Paige	13  Whanganui ... +0.86	<b>1:11.92</b> Entry: 1:12.89 (- 0.97)	
	50m: 33.12	100m: 1:11.92 (38.80)		
43	 Zhang Clem...	13 Howick Paku... +0.67	<b>1:11.97</b> Entry: 1:15.22 (- 3.25)	
	50m: 32.76	100m: 1:11.97 (39.21)		
44	 Sampson H...	13  SwimZone R... +0.72	<b>1:13.69</b> Entry: 1:13.94 (- 0.25)	
	50m: 33.49	100m: 1:13.69 (40.20)		
45	 MacDonald ...	14 United Swim... +0.72	<b>1:14.13</b> Entry: 1:10.34 (+ 3.79)	
	50m: 32.51	100m: 1:14.13 (41.62)		